

CONVERSION KIT




B|Active

for Mercedes-Benz
eVito Tourer / EQV



- ◆ multifunctional fully electric wheelchair accessible vehicle
- ◆ 1 wheelchair passenger / up to 9 passengers
- ◆ Built-in quickly WAV-kit



B|STYLE

MOBILITY SOLUTIONS



Fully electric

Due to the well thought-out design of the lowered floor, no changes are necessary to the electrical part of the eVito / EQV during the conversion process. The conversion does not affect the battery pack of the eVito or EQV and the manufacturer's warranty remains in effect.



Wheelchair Ramp

One of the ramp options is what is called the 'folding tip'. The end folds back for better visibility to the rear through the rear-view mirror. This also extends the ramp, which makes entry even easier for the wheelchair passenger.



Seat configurations

The L2 version has space for three rows of seats, and the L3 can have 4 rows. The first two rows of seats remain original Mercedes-Benz. The third & fourth row has optional tip-and-turn seats.

These seats can only be used when there is no wheelchair passenger.



Personalization options

For the interior, you can opt for high quality, wear-resistant vinyl on the floor of the lowered floor area, and the walls can be fitted with an aluminium strip or made-to-measure ABS caps. The wheelchair area can be illuminated with a LED strip. To make the ramp as light as possible in operation, it can be fitted with a gas spring.



Luxury wheelchair taxi

Looking for a high-end wheelchair taxi for the daily transport of a wheelchair passenger and others in class? Then you have found it in the B-Active Mercedes-Benz EQV which is perfect for professional use. Both the vehicle and the wheelchair conversion are of unparalleled quality.

Having performed numerous tensile and endurance tests, B-Style guarantees the durability of components.



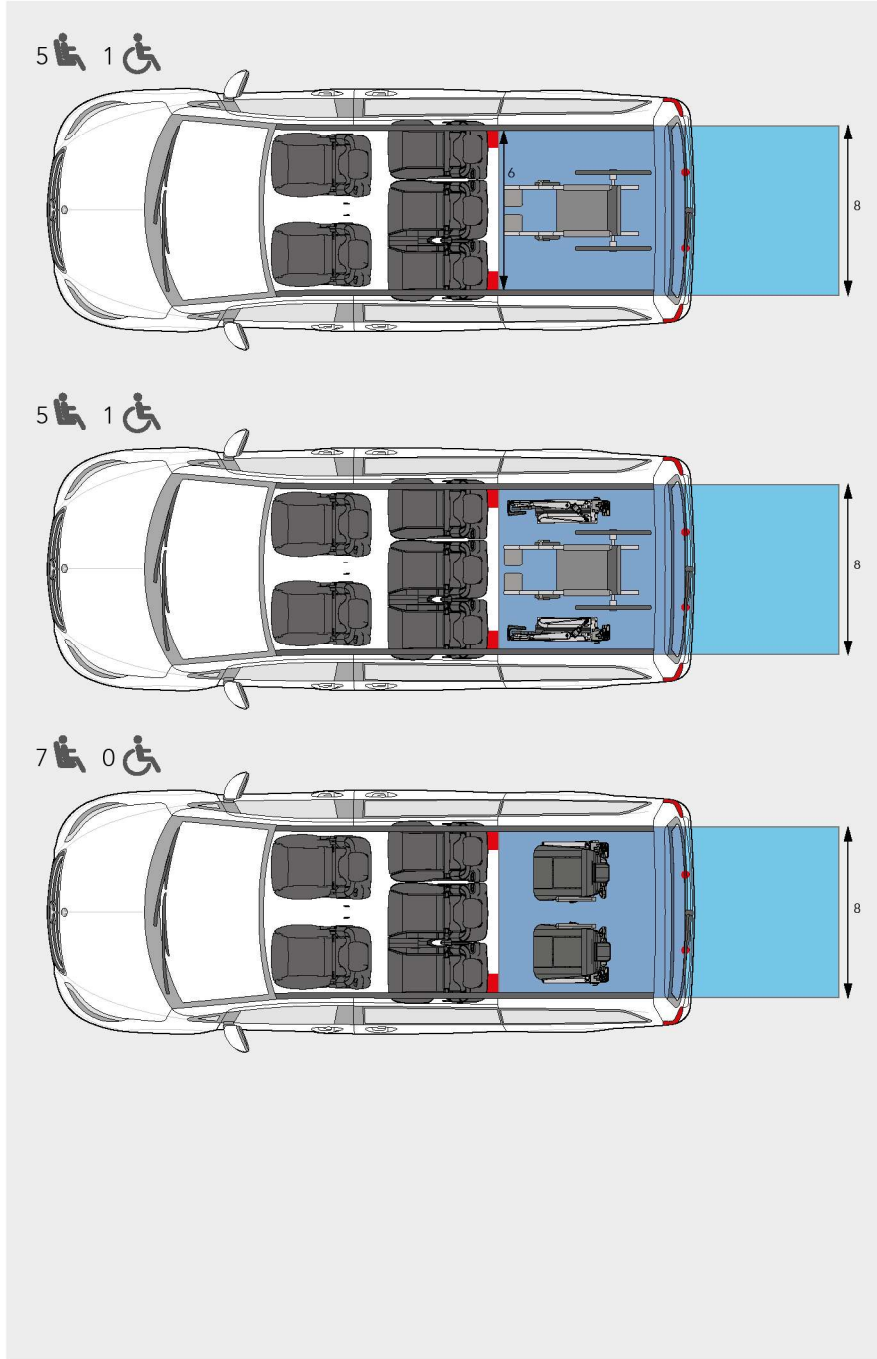
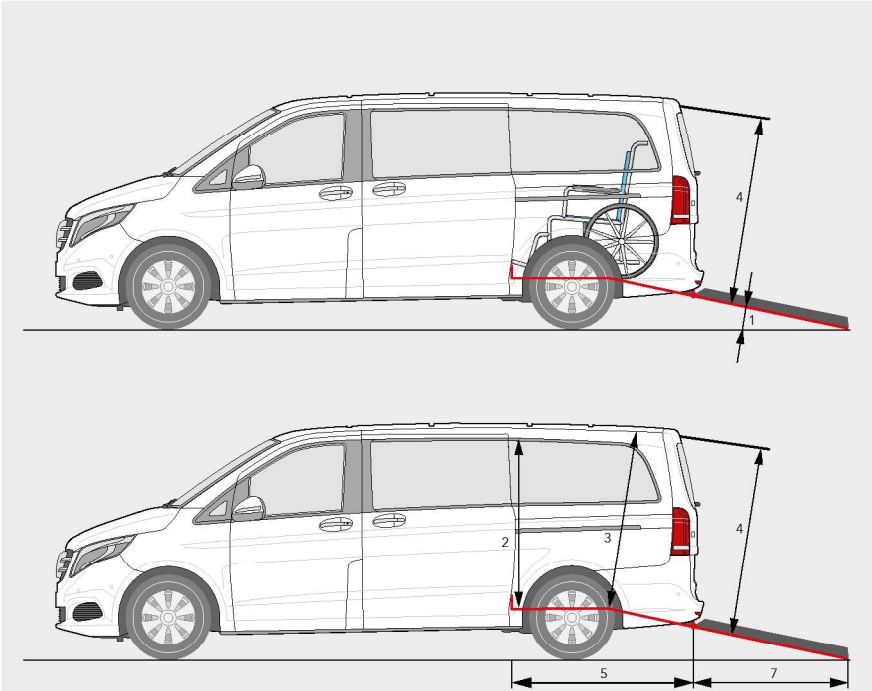
Invisible low floor

This WAV-kit is beautiful finished. The rear bumper is attached to the tailgate, so the lowered floor has hardly any impact on the exterior appearance. The original parking sensors are maintained in their original location.



B|STYLE

CREATE A BIGGER WORLD



Nr.	Description	Sizes (+/- cm)
01	Slope of ramp	11°
02	Interior height, flat surface (please note with glass roof)	137.5 (max)
03	Interior height (headroom) wheelchair passenger	141
04	Entry height (door portal)	140
05	Length lowered floor (nett)	135
06	Width lowered floor (nett)	86
07	Length wheelchair ramp	155
08	Width wheelchair ramp	83

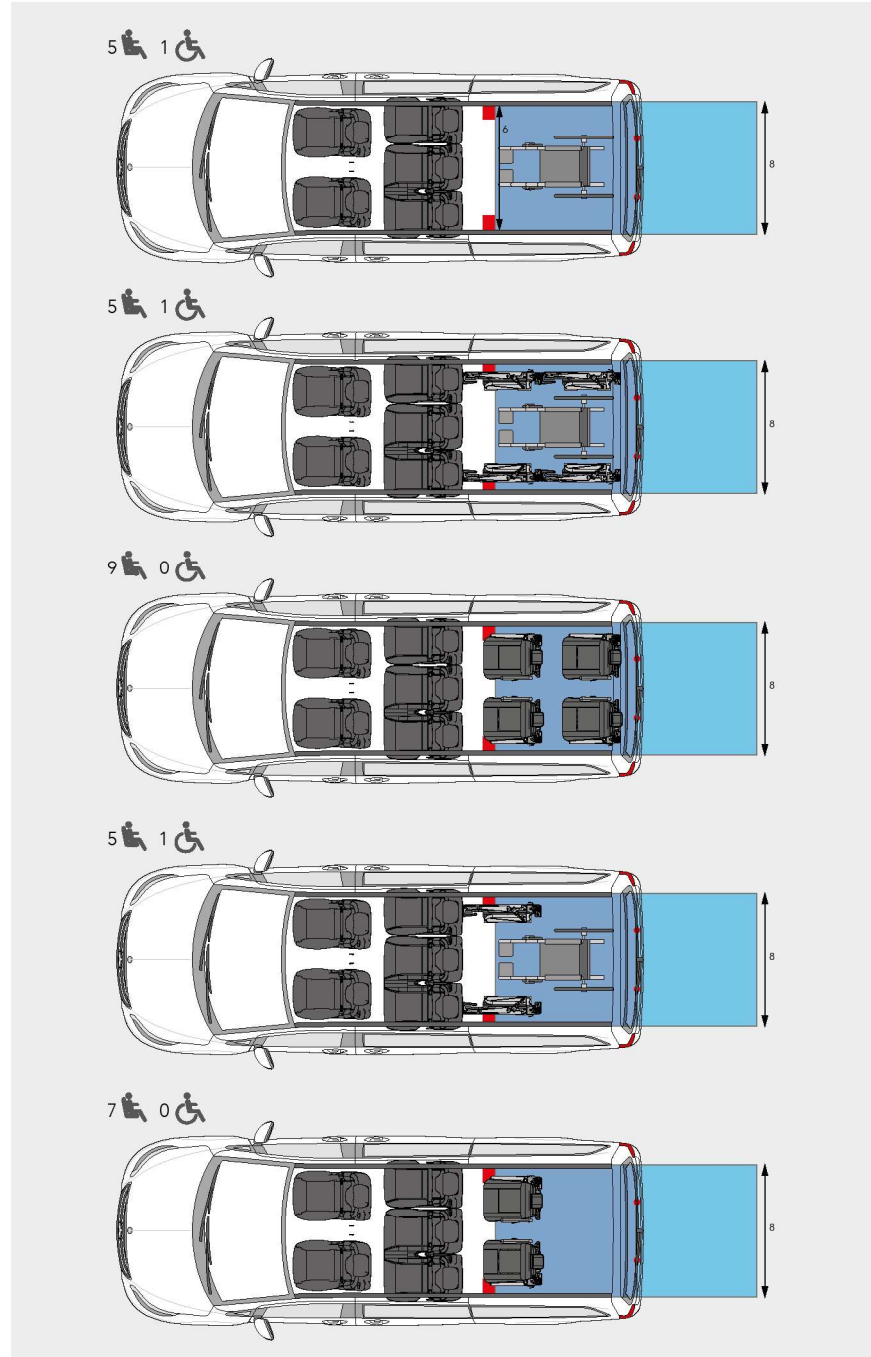
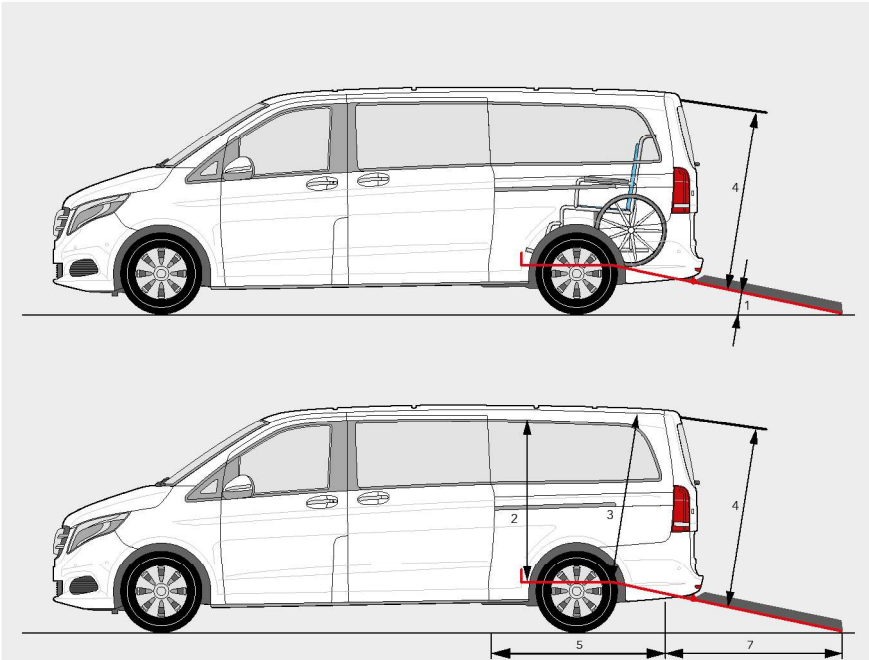
Configuration options

The B-Style WAV kit provides lots of interior space for all passengers. You can choose for tip-and-turn seats for the 3rd row to carry as many as 6 passengers.



B|STYLE

CREATE A BIGGER WORLD



Nr.	Description	Sizes (+/- cm)
01	Slope of ramp	11°
02	Interior height, flat surface (please note with glass roof)	137.5 (max)
03	Interior height (headroom) wheelchair passenger	141
04	Entry height (door portal)	140
05	Length lowered floor (nett)	135
06	Width lowered floor (nett)	86
07	Length wheelchair ramp	155
08	Width wheelchair ramp	83


Configuration options

The B-Style WAV kit provides lots of interior space for all passengers. You can choose for tip-and-turn seats for the 3rd & 4rd row to carry as many as 9 passengers.



B|STYLE

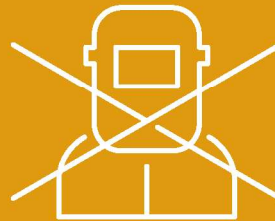
CREATE A BIGGER WORLD



Battery pack remains original



Built-in-quickly (24 h)



No welding required



Step-by-step installation manual



In addition 4 tip-and-turn seats



Mercedes-Benz VanPartner



High quality ramp



Ramp with folding tip




**Whole Vehicle Type Approval +
Certificate of Conformity + LONO**



B-Style

+31 418 638200
support@b-style.eu

Take a look at our
other products at
b-style.eu



B|STYLE

CREATE A BIGGER WORLD