


FLOOR SYSTEM




B|FiT

Wheelchair Van Floor System



- ♦ flexible floor system to make a wheelchair bus
- ♦ up to 4 wheelchair passengers or 8 passengers



B|STYLE


MOBILITY SOLUTIONS

B|FIT FLOOR SYSTEM



Secure a wheelchair passenger

There are 5 belts integrated in the floor per wheelchair space. In 4 of these belt pop-ups there are safety belts with a hook, meant to secure a wheelchair and keep it in place during a journey. The adjustable seatbelt column is used to secure the wheelchair passenger. The buckle for that last belt is also integrated in the floor.



Safe and easy

For daily, intensive use, you want an easy-to-operate system. This is provided by the B-FIT floor. The handle is placed behind the retractor, where he/she activates the process to unleash the belt. This unlocks the belt and extends the hook so it's fast and easy to use.



Great visibility and flexibility

The wheelchair passenger always has good visibility through the windows, because the tip-and-turn seats are the only seats in their class to be folded down under the windows. When there is no wheelchair passenger in the wheelchair space, the tip-and-turn seats can be folded down for other passengers.




Safe passenger transport

If the belts that are integrated in the B-FIT floor are not used, the hooks are stored in the floor. This creates a completely flat floor on which passengers are less likely to stumble in the passenger bus.




Boarding and alighting

B-Style delivers a lowered entry step for the passenger door, the B-Open for the Mercedes-Benz Sprinter LHD. This is a lowered step for easier entry, which eliminates the front passenger seat. In addition to easy entry, the advantage of this step is that there is room for ten tip-and-turn seats. The other option is a vehicle with sliding door, which has space for nine additional seats.



Personalizing your Sprinter Wheelchair Bus

You decide how many tip-and-turn seats you want. The number of wheelchair spaces is 3 or 4; the choice is yours.



B|STYLE

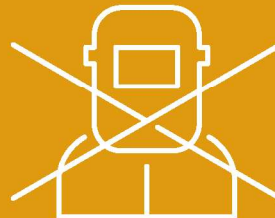
CREATE A BIGGER WORLD



**Lowered entry in the front
(LHD)**




Built-in quickly



No welding required



Step-by-step installation manual



Available in different lengths



Certified system



**Wheelchair lift of your choosing,
pre-drilled hole pattern in floor**



**Great visibility, seats are folded
below the windows**




All test reports available



B-style

+31 88 8 638200
support@b-style.eu

Take a look at our
other products at
b-style.eu.



B|STYLE

CREATE A BIGGER WORLD